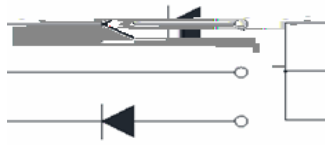
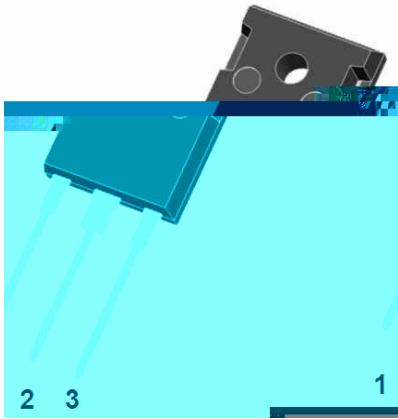


Schottky Diodes



Features

- High frequency operation
- Low forward voltage drop
- High purity, high temperature epoxy encapsulation for enhanced mechanical strength and moisture resistance
- Gu in plated leads, solderable per

J-STD-002 and JESD22-B102

Polarity: As marked

Maximum Ratings (T_a=25 Unless otherwise specified)

PARAMETER	SYMBOL	UNIT	MBR40150PT
Device marking code			MBR40150PT
Repetitive Peak Reverse Voltage	V _{RRM}	V	150
Average Rectified Output Current @60Hz sine wave, R-load, T _c =141	I _O	A	40
Surge(Non-repetitive)Forward Current @60Hz half sine-wave, 1 cycle, T _a =25	I _{FSM}	A	300
Current Squared Time @1ms t 8.3ms T _j =25	I ² t	A ² s	373
Storage Temperature	T _{stg}		-55 ~ +175
Junction Temperature	T _j		-55 ~ +175

Electrical Characteristics

PARAMETER	SYMBOL	UNIT	TEST CONDITIONS	Min	Typ	Max
Peak Forward Voltage	V _{FM}	V	I _{FM} =20.0A T _j =25	0.5	0.815	0.85
			I _{FM} =20.0A T _j =125	-	0.68	0.72
DC reverse current at rated DC blocking voltage per diode	I _{RRM1}	mA	V _{RM} =V _{RRM} T _j =25	-	-	0.1
	I _{RRM2}		V _{RM} =V _{RRM} T _j =125	-	-	2.0
Junction capacitance	C _j	pF	1MHz and Applied Reverse Voltage of 4.0 V.D.C	200	410	650

Note1:Pulse test:300uS pulse width,1% duty cycle

Note2:Pulse test:pulse width 40mS



MBR40150PT

Thermal Characteristics $T_a=25$ Unless otherwise specified

PARAMETER		SYMBOL	UNIT	MBR40150PT
Thermal Resistance	Between junction and ambient	R_{J-A}	/W	50.0
	Between junction and case	R_{J-C}	/W	1.0

Characteristics (Typical)

FIG1: I_o - T_c Curve

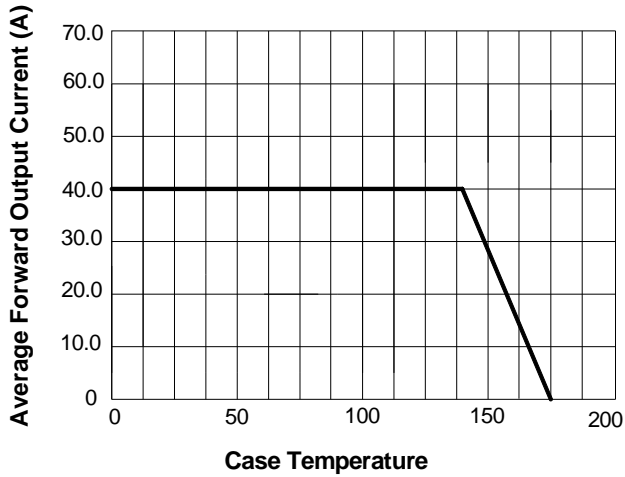


FIG2: Surge Forward Current Capability

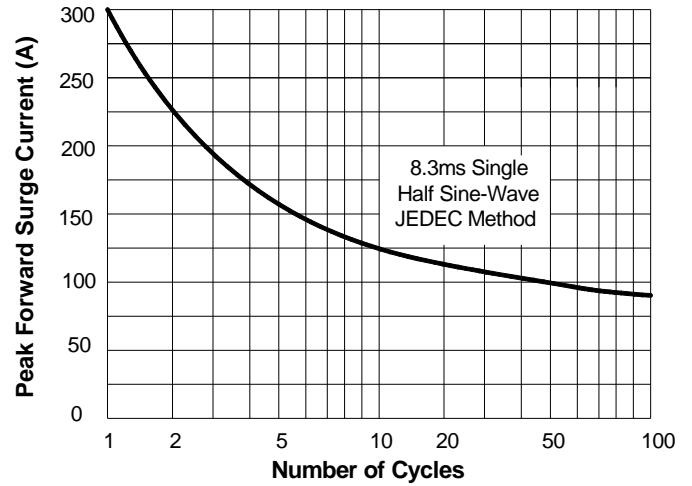


FIG3: Forward Voltage

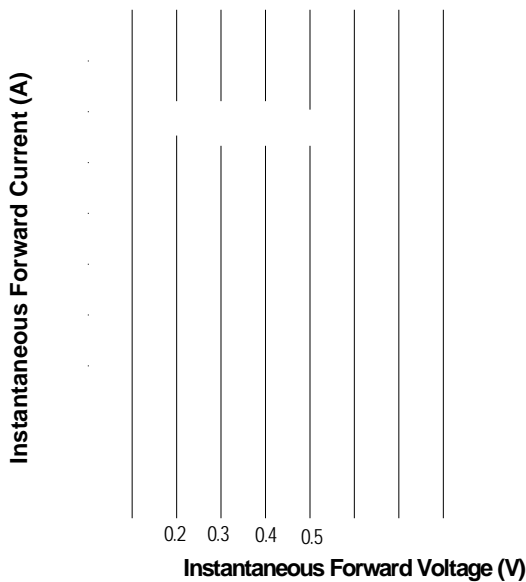
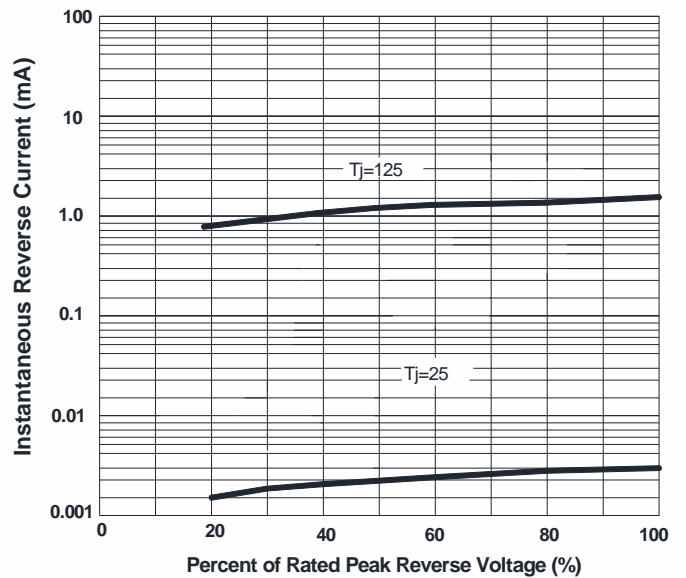


FIG.4: Instantaneous Reverse Characteristics





Outline Dimensions

TO-247AB		
Dim	Min	Max
A	4.80	5.20



Disclaimer

The information presented in this document is for reference only. Yangzhou Yangjie Electronic Technology Co., Ltd. reserves the right to make changes without notice for the specification of the products displayed herein to improve reliability, function or design or otherwise.

The product listed herein is designed to be used with ordinary electronic equipment or devices, and not designed to be used with equipment or devices which require high level of reliability and the malfunction of which would directly endanger human life (such as medical instruments, transportation equipment, aerospace machinery, nuclear-reactor controllers, fuel controllers and other safety devices), Yangjie or anyone on its behalf, assumes no responsibility or liability for any damages resulting from such improper use of sale.

This publication supersedes & replaces all information previously supplied. For additional information, please visit our website [http:// www.21yangjie.com](http://www.21yangjie.com) , or consult your nearest Yangjie's sales office for further assistance.