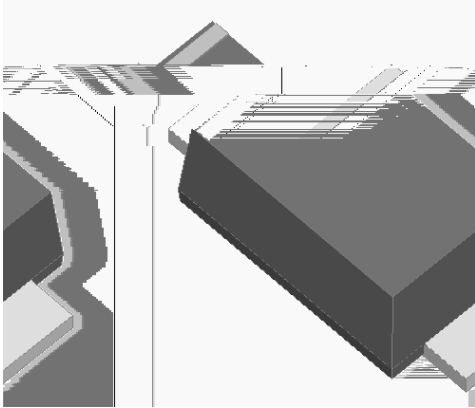


Surface Mount Schottky Rectifier

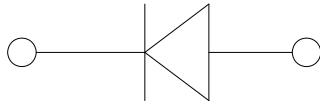


Features

- Low profile package
- Ideal for automated placement
- Guardring for overvoltage protection
- Low power losses, high efficiency
- High forward surge capability
- Meets MSL level 1, per J-STD-020, LF maximum peak of 260 °C

Typical Applications

For use in low voltage high frequency inverters, freewheeling diode / Cathode



Repetitive peak reverse voltage	VRRM	V	40
Average rectified output current @60Hz sine wave, Resistance load	IO	A	2.0
Surge(non-repetitive)forward current @ 60Hz half-sine wave,1 cycle, Tj=25	IFSM	A	35
Forward Surge Current (Non-repetitive) @1ms, square wave, 1 cycle, Tj=25			70
Current squared time @1ms t 8.3ms Tj =25 Rating of per diode	I2t	A2S	5.08
Typical junction capacitance @Measured at 1MHz and Applied Reverse Voltage of 4.0 V.D.C	Cj	pF	67 T Ra e Tj -55 ~+150

--	--	--	--



FM24

Electrical Characteristics $T_j=25$ Unless otherwise specified

PARAMETER	SYMBOL	UNIT	TEST CONDITIONS	Min	Typ	Max
Peak Forward Voltage	V_F	V	$I_{FM}=2.0A$ $T_j=25$	-	0.56	0.60
Maximum DC reverse current at rated DC blocking voltage per diode @ $V_{RM}=V_{RRM}$	I_{RRM1}	mA	$V_{RM}=V_{RRM}$ $T_j=25$	-	-	0.05
	I_{RRM2}		$V_{RM}=V_{RRM}$ $T_j=100$	-	-	10

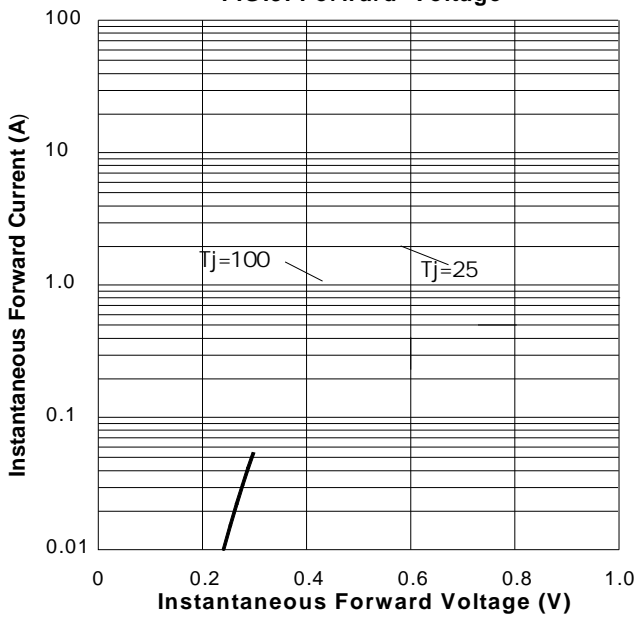
Note1:Pulse test:300uS pulse width,1% duty cycle

Note2:Pulse test:pulse width 40mS

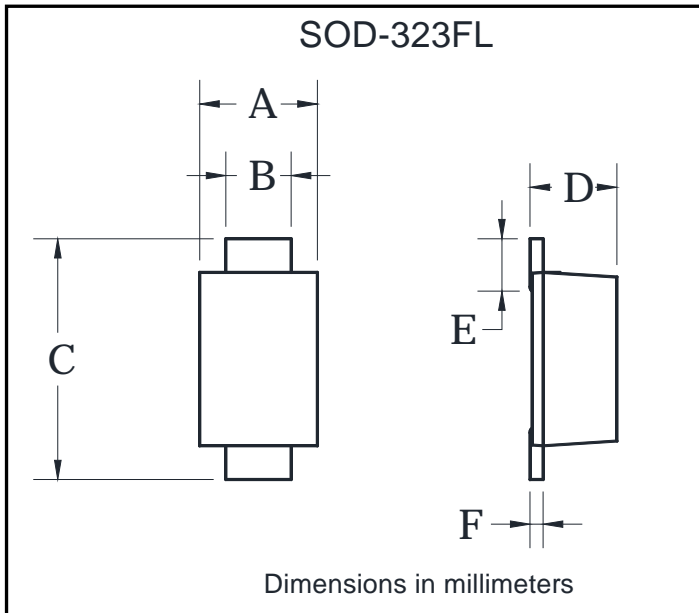
Thermal Characteristics $T_j=25$ Unless otherwise specified

PARAMETER	SYMBOL	UNIT	FM24
Thermal Resistance	R J-A	/W	90

FIG.3: Forward Voltage



Outline Dimensions



SOD-323FL		
Dim	Min	Max
A	1.05	1.45
B	0.90	1.15
C	2.30	2.70
D	0.80	1.20
E	0.25	0.70
F	0.05	0.25



Suggested pad layout

SOD-323FL	
Dim	Millimeters
P1	1.30
Q1	1.00
Q2	1.50



Disclaimer

The information presented in this document is for reference only. Yangzhou Yangjie Electronic Technology Co., Ltd. reserves the right to make changes without notice for the specification of the products displayed herein to improve reliability, function or design or otherwise.

The product listed herein is designed to be used with ordinary electronic equipment or devices, and not designed to be used with equipment or devices which require high level of reliability and the malfunction of which would directly endanger human life (such as medical instruments, transportation equipment, aerospace machinery, nuclear-reactor controllers, fuel controllers and other safety devices), Yangjie or anyone on its behalf, assumes no responsibility or liability for any damages resulting from such improper use of sale.

This publication supersedes & replaces all information previously supplied. For additional information, please visit our website [http:// www.21yangjie.com](http://www.21yangjie.com) , or consult your nearest Yangjie's sales office for further assistance.