

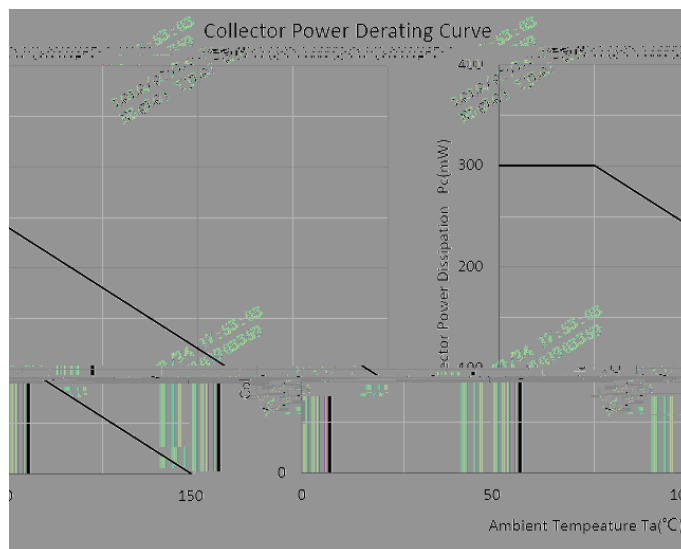


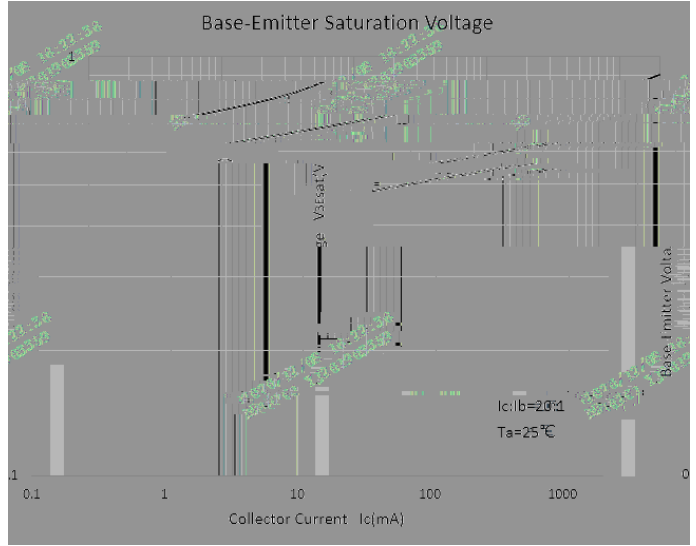



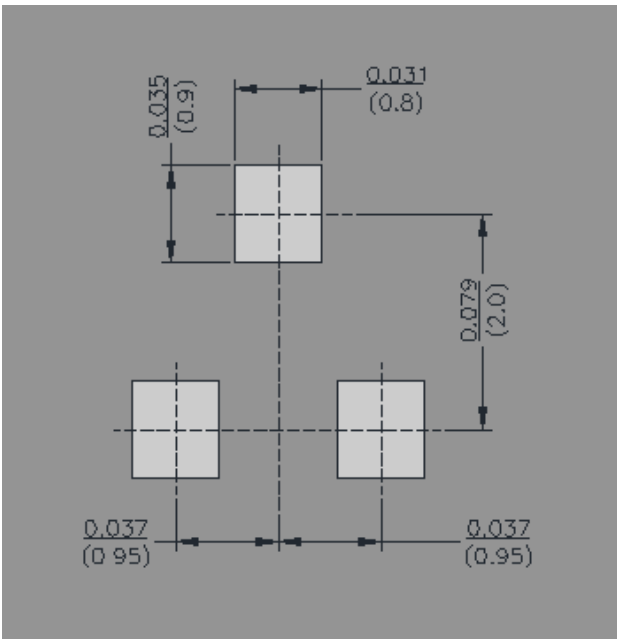
Low collectoremitter saturation voltage
High current capability
Improved device reliability due to reduced heat generation
Epoxy meets UL94 V0 flammability rating
Halogen free available upon request by adding suffix "HF"
Moisture Sensitivity Level 1
Marking:3C

Supply line switching circuits
Battery management
DC-DC convertor
Strobe flash
Motor and lamp driver

($T_a=25$)

CollectorEmitter Voltage	V_{CEO}	V	$I_C=1mA, I_B=0$	30
CollectorBase Voltage	V_{CBO}	V	$I_C=100\mu A, I_E=0$	40
EmitterBase Voltage	V_{EBO}	V	$I_E=100\mu A, I_C=0$	5
Collector Current	I_C	A		1
Collector Power Dissipation	P_C	mW		300
Thermal Resistance From Junction To Ambient	R_{JA}	/W		417







The information presented in this document is for reference only. Yangzhou Yangjie Electronic Technology Co., Ltd. reserves the right to make changes without notice for the specification of the products displayed herein to improve reliability, function or design or otherwise.

The product listed herein is designed to be used with ordinary electronic equipment or devices, and not designed to be used with equipment or devices which require high level of reliability and the malfunction of which would directly endanger human life (such as medical instruments, transportation equipment, aerospace machinery, nuclear reactor controllers, fuel controllers and other safety devices), Yangjie or anyone on its behalf, assumes no responsibility or liability for any damages resulting from such improper use of sale.

This publication supersedes & replaces all information previously supplied. For additional information, please visit our website [http:// www.21yangjie.com](http://www.21yangjie.com) , or consult your nearest Yangjie's sales office for further assistance.