



YJL3134KBX

N-Channel Enhancement Mode Field Effect Transistor

Product Summary

V_{DS}	20 V
I_D	0.5 A
$R_{DS(ON)}$ (at $V_{GS}=4.5V$)	300 mohm
$R_{DS(ON)}$ (at $V_{GS}=2.5V$)	400 mohm
$R_{DS(ON)}$ (at $V_{GS}=1.8V$)	950 mohm
ESD Protected Up to 2.0KV (HBM)	

General Description

Trench Power LV MOSFET technology
High Power and current handing capability
AT [a c ! ^ A ^] • a a S ^ c ^ | F
Epoxy Meets UL 94 V-0 Flammability Rating
Halogen Free

Applications

PWM application
Load switch

Absolute Maximum Ratings ($T_A=25$ unless otherwise noted)



YJL3134KBX

Electrical Characteristics ($T_J=25$ unless otherwise noted)

Parameter	Symbol	Conditions	Min	Typ	Max	Units
-----------	--------	------------	-----	-----	-----	-------

Static Parameter

YJLL



YJL3134KBX

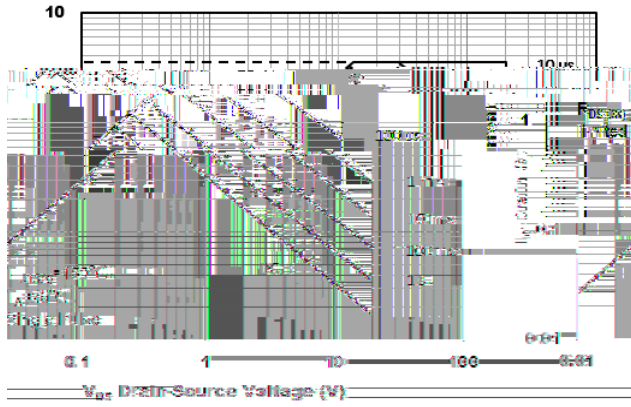


Figure7. Safe Operation Area

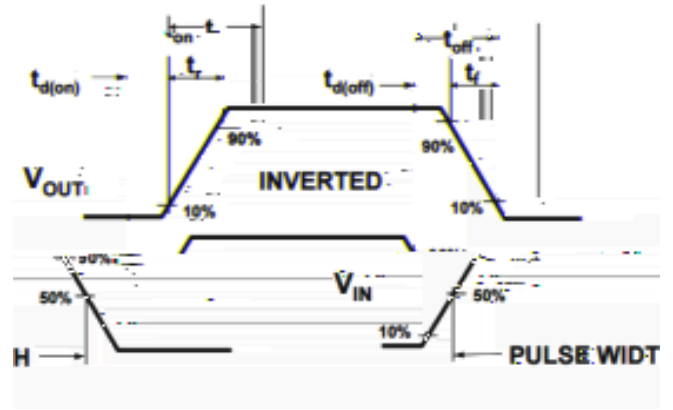
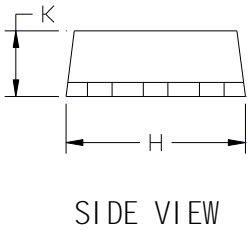
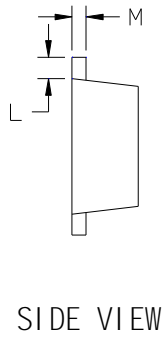
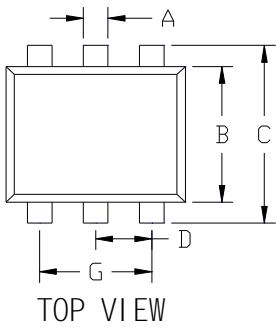


Figure8. Switching wave



YJL3134KBX

SOT-563 Package information





YJL3134KBX

Disclaimer

The information presented in this document is for reference only. Yangzhou Yangjie Electronic Technology Co., Ltd. reserves the right to make changes without notice for the specification of the products displayed herein to improve reliability, function or design or otherwise.

The product listed herein is designed to be used with ordinary electronic equipment or devices, and not designed to be used with equipment or devices which require high level of reliability and the malfunction of which would directly endanger human life (such as medical instruments, transportation equipment, aerospace machinery, nuclear-reactor controllers, fuel controllers and other safety devices), Yangjie or anyone on its behalf, assumes no responsibility or liability for any damages resulting from such improper use of sale.

This publication supersedes & replaces all information previously supplied. For additional information, please visit our website [http:// www.21yangjie.com](http://www.21yangjie.com) , or consult your nearest Yangjie Agent.