

Maximum Ratings

Symbol	Conditions		
	$T_C=110^{\circ}\text{C}$, Per Diode	300	A



Electrical Characteristics

Symbol	Conditions	Values			Units
		Min.	Typ.	Max.	
I_{RM}	$V_R=600V$	--	--	0.5	mA
	$V_R=600V, T_J=125^{\circ}C$	--	--	5	mA
V_F	$I_F=300A$	--	1.15	1.65	V
	$I_F=300A, T_J=125^{\circ}C$	--	0.9	1.45	V
t_{rr}	$I_F=1A, V_R=30V, di_F/dt=-200A/\mu s$	--	55	--	ns
t_{rr}	$V_R=300V, I_F=300A, di_F/dt=-200A/\mu s, T_J=25^{\circ}C$	--	145	--	ns
I_{RRM}		--	17	--	A- V

Performance Curves

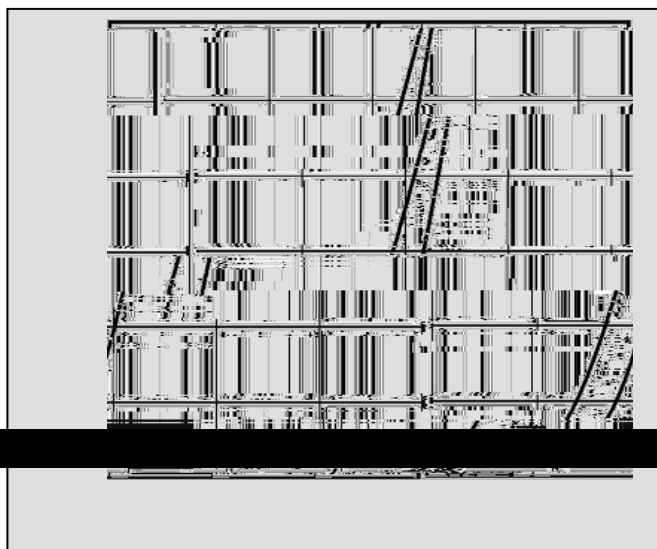


Fig1. Forward Voltage Drop vs Forward Current

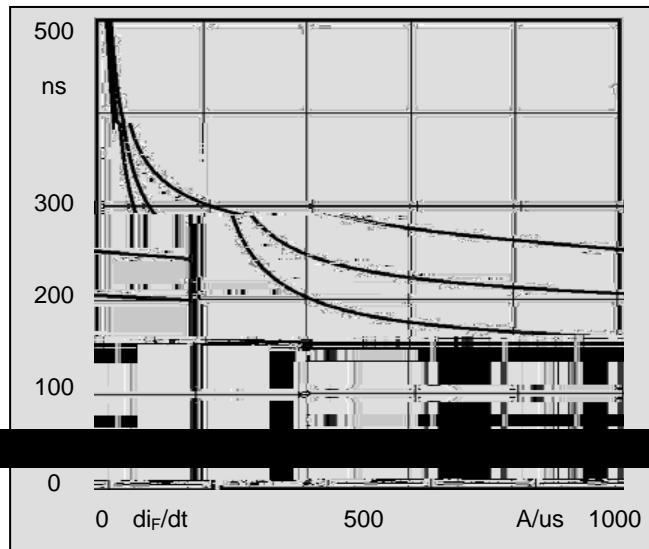


Fig2. Reverse Recovery Time vs di_F/dt



Fig3. Reverse Recovery Current vs di_F/dt




Fig4. Reverse Recovery Charge vs di_F/dt

