




# DGF20N65CTL0

## IGBT Discrete



### Maximum Ratings

Parameter	Symbol	Value	Unit
Collector-Emitter Breakdown Voltage			



# DGF20N65CTL0



# DGF20N65CTL0

---





# DGF20N65CTL0

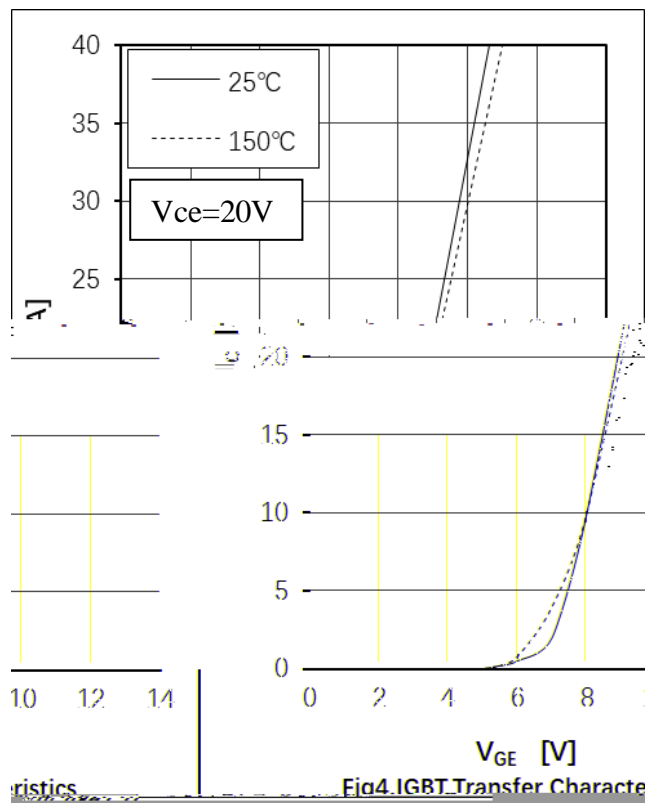
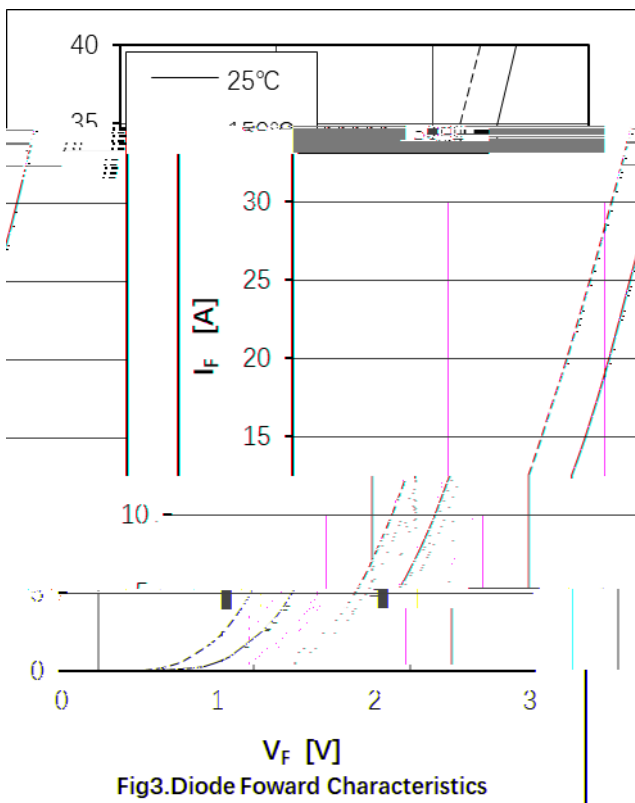

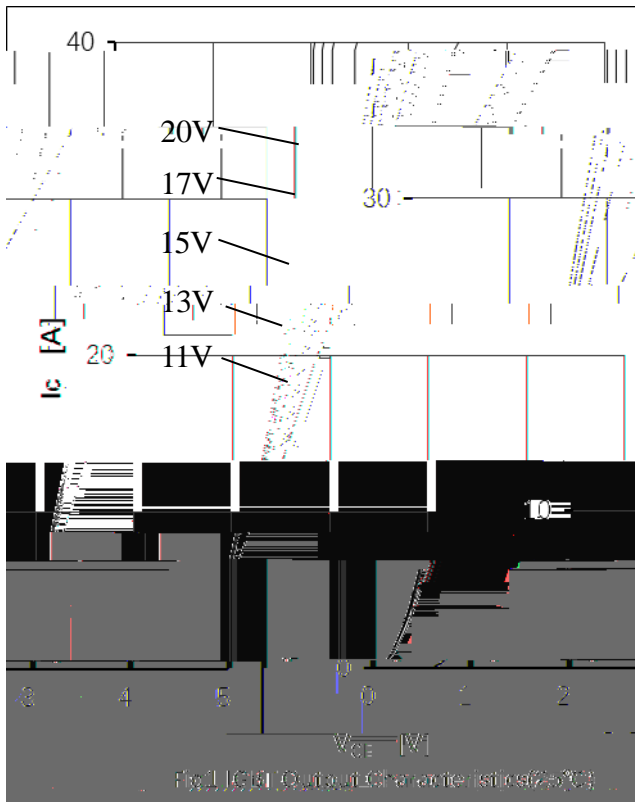


## Electrical Characteristics of the DIODE

Parameter	Symbol
-----------	--------



# DGF20N65CTL0



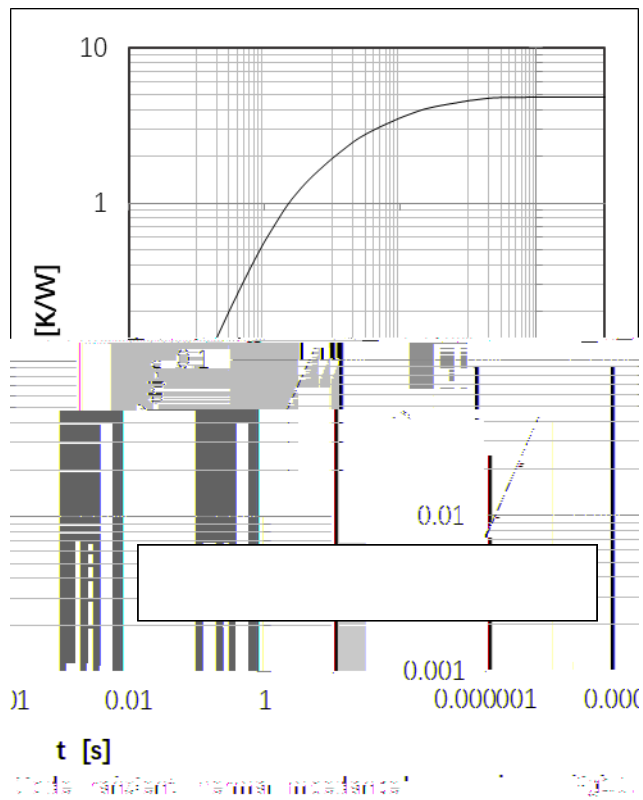
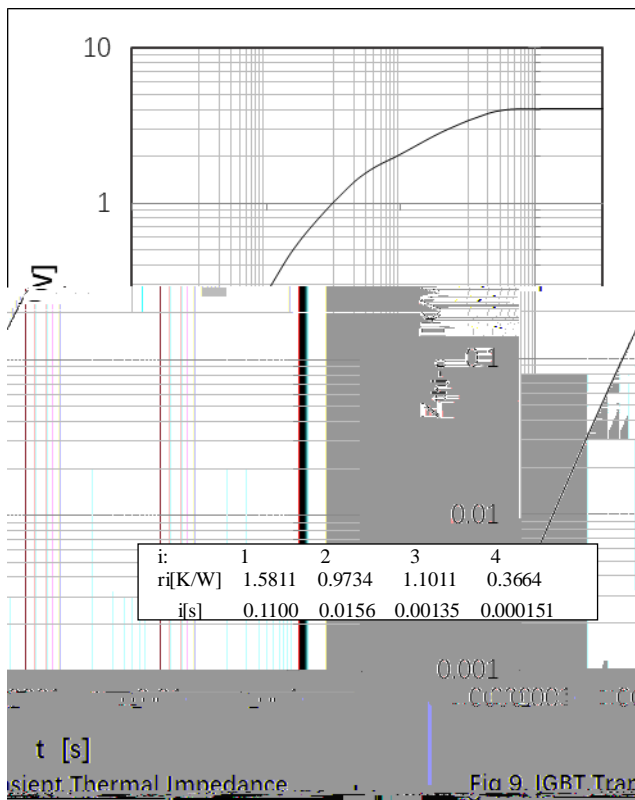


# DGF20N65CTL0

---



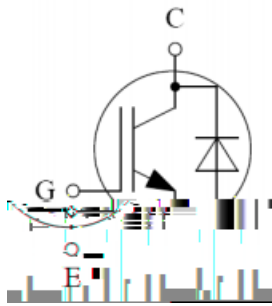
# DGF20N65CTL0





# DGF20N65CTL0

c c ca



## Package Outline Information

### CASE: TO-220F package information



SYMBOL	单位: mm			SYMBOL	单位: mm			SYMBOL	单位: mm		
	MIN.	NOM.	MAX.		MIN.	NOM.	MAX.		MIN.	NOM.	MAX.
A	4.40	4.50	4.60	A1	10.00	10.16	10.30	Q12	3.30	3.40	3.50
A2	3.30	3.54	3.70	A3	10.04	10.06	10.08	Q13	3.21	3.31	3.41
A4	4.81			b1	2.66	2.76	2.86	b2	1.18	1.20	1.22
b1		1.18	1.20	b2	0.75	0.80	0.85	c1	1.77	1.79	1.81
b2		0.75	0.80	c1	1.77	1.79	1.81	c2	1.77	1.79	1.81
c1		1.77	1.79	c2	1.77	1.79	1.81	D	15.67	15.67	16.07
c2		1.77	1.79	D	15.67	15.67	16.07	e	2.50	2.54	2.58
D				e	2.50	2.54	2.58	e1	5.00	5.00	5.1
e	3.20			e1	5.00	5.00	5.1	ΦP	3.00		3.1



# DGF20N65CTL0

---

