




( 6 ' (

/LQH 8QL GLUHFWRQRDO 7UDQVLHQW 9R

5 : 0 5HYHUVH VWDQG RII YROWDJH  
 ,5 5HYHUVH OHDNDJH FXUUHQW  
 9%5 5HYHUVH EUHDNGRZQ YROWDJH  
 9& &ODQSLQJ YROWDJH  
 ,33 3HDN SXOVH FXUUHQW  
 ) )RUZDUG &XUUHQW  
 9) )RUZDUG 9ROWDJH# ,





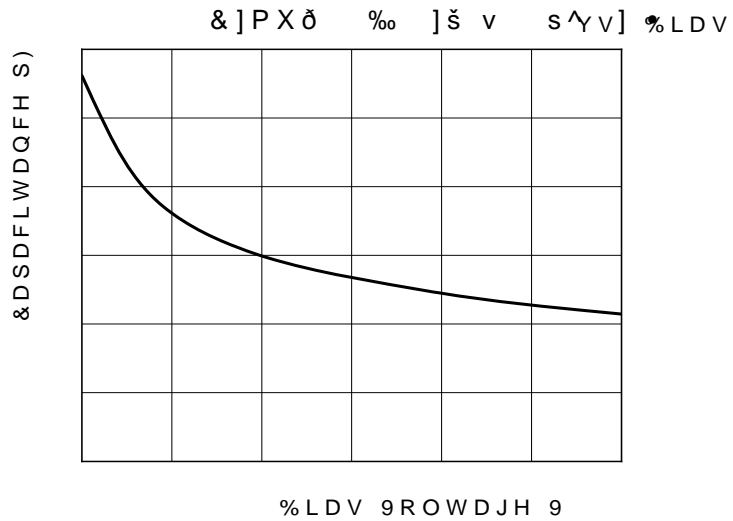
( 6 ' (

V0D[LPXP 5DWLQJV

3\$5\$0(7(5	6<0%2/	/,0,76	81,7
3HDN SXOVH SRZHV W	3SN		:
3HDN SXOVHsFXUUHQW W	33 ,		
(6' DFFRUGLQJ WR ,( & DLU GLVFKDUJH	9(6' GLVFKDUJH	"	.9
(6' DFFRUGLQJ WR ,( & FRQWDFW		"	
-XQFWLRQ WHPSHUDWXUH	-	ā	
6WRUDJH WHPSHUDWXUH	67*	7a	

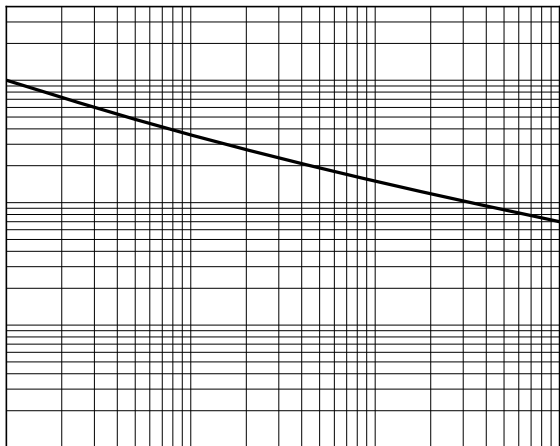
1RWHV

&KDUDFWHULVWLFV 7\SLFDO




3HDN 3XOVH 3RZHU

&]PXđ E}vrZ % V]š]À WjÁICE À • Wjμ3RZHU]yV 3XOVH 7L3RZHU 'HUDWLQJ &XUYH



RI 5DWHG 3RZHU





v 2XWOLQH 'LPHQVLRQV

SYMBOL	DIMENSIONS			
	INCHES		Millimeter	
	MIN.	MAX.	MIN.	MAX.
A	0.035	0.045	0.900	1.150
A1	0.000	0.004	0.000	0.100
4P	0.035	0.041	0.900	1.050

**TOP VIEW**

**SIDE VIEW**

**SUGGESTED SOLDER PAD LAYOUT**

NO. 1: 1. PACKAGE BURRS.  
2. TOLERANCE: THE PAD LAYOUT

UNIT: mm

DE: 0.1mm UNLESS OTHERWISE SPECIFIED.  
LAYOUT IS FOR REFERENCE PURPOSES ONLY.

